

Message from the School

Grounded in the values of community, individuality, and achievement, KIPP DC Spring Academy instills a confidence and love of learning in each student. Our team of passionate teachers nurtures and guides students' creativity, knowledge, and sense of self to prepare them for future academic success. Upon completion of fourth grade, Spring Academy students move onto KIPP DC Northeast Academy.



📍 1375 MOUNT OLIVET ROAD NE, Washington, DC 20002

🏠 Ward 5

☎️ (202) 397-5477

School Instructional Hours

Monday: 08:00 AM - 04:00 PM
Tuesday: 08:00 AM - 04:00 PM
Wednesday: 08:00 AM - 04:00 PM
Thursday: 08:00 AM - 04:00 PM
Friday: 08:00 AM - 04:00 PM

Total Students (2021-22 Ever-Enrolled): 400

Total Teachers: 125

Total School Leaders: 17

Grades Served: 1, 2, 3, 4

Principal: Jovon Taylor

Title-I Status: Yes

Local Education Agency (LEA): KIPP DC PCS

School Uniforms Required: Yes

Bus Line(s): B2, D4, D8, S41

Metro Line(s): NoMa-Gallaudet U

Before Care Offered: Yes

- **Cost:** Sliding Scale

After Care Offered: Yes

- **Cost:** Sliding Scale

School Program Information

Blended Learning
 Extended day
 Extended Year

Parent Organization

Parent Organization Offered: Yes

Parent Organization Contact: Vanessa Gerideau
 (Vanessa.Gerideau@kipppdc.org)

Parent Organization Website: Not Provided

Extracurricular & Enrichment Activities

Marathon Kids
 Power Up

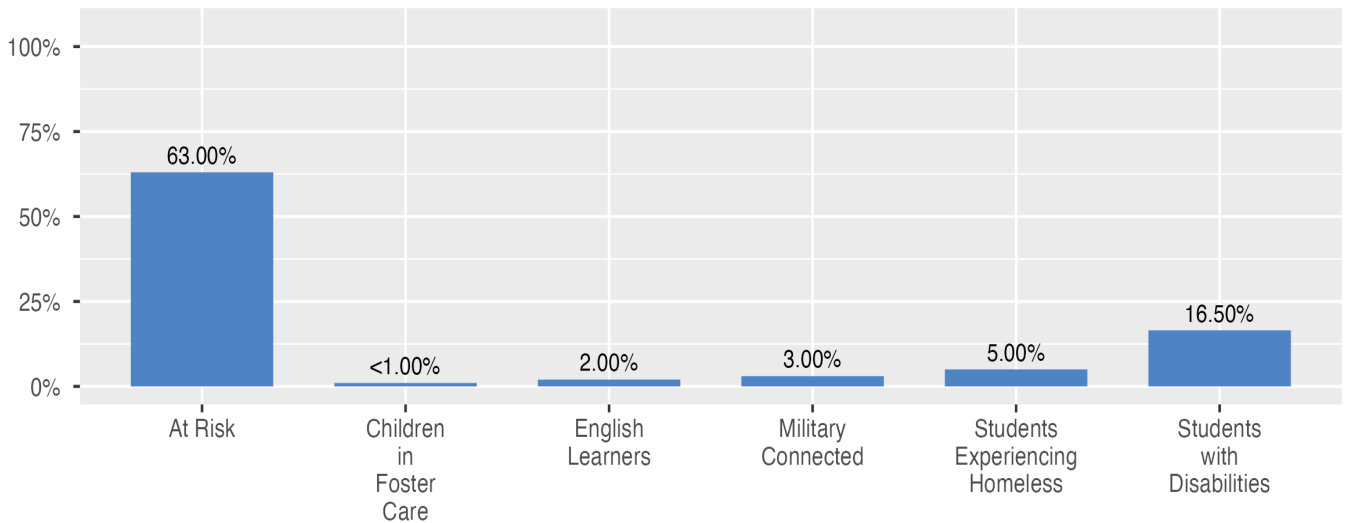
School Enrollment

The ever-enrolled count is the total number of students who are enrolled at any point during the school year; a student who attends a school for one day or 180 days is counted the same way. For this reason, the ever-enrolled count will always be larger than the audit count.

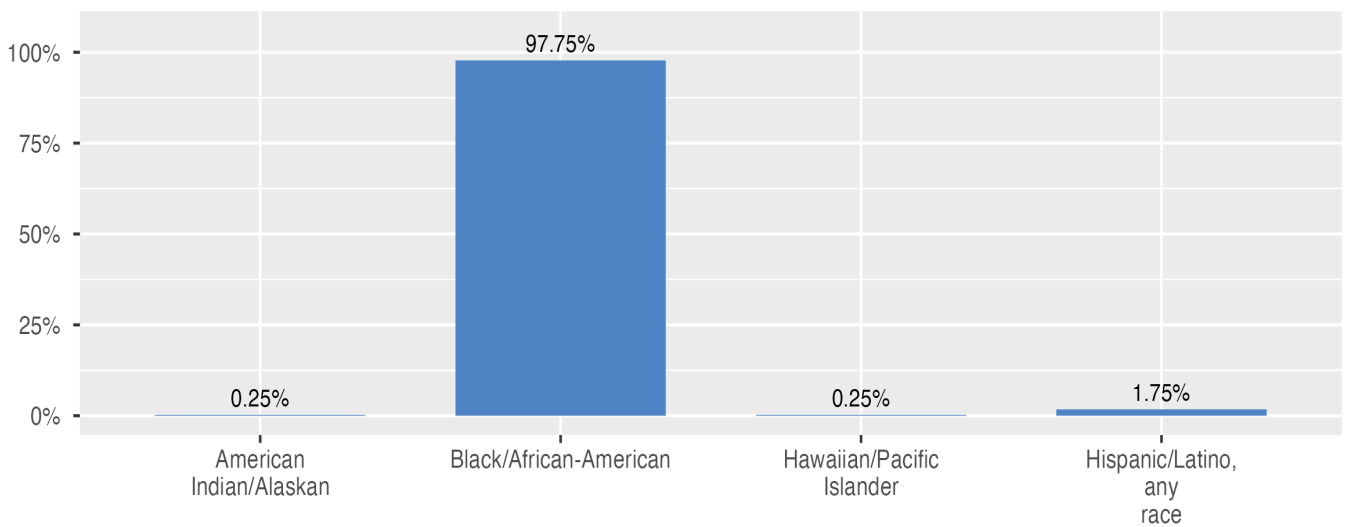
2021-22 Ever-Enrolled by Grade Level

Grade 01	Grade 02	Grade 03	Grade 04
104	103	101	92

Enrollment by Student Group



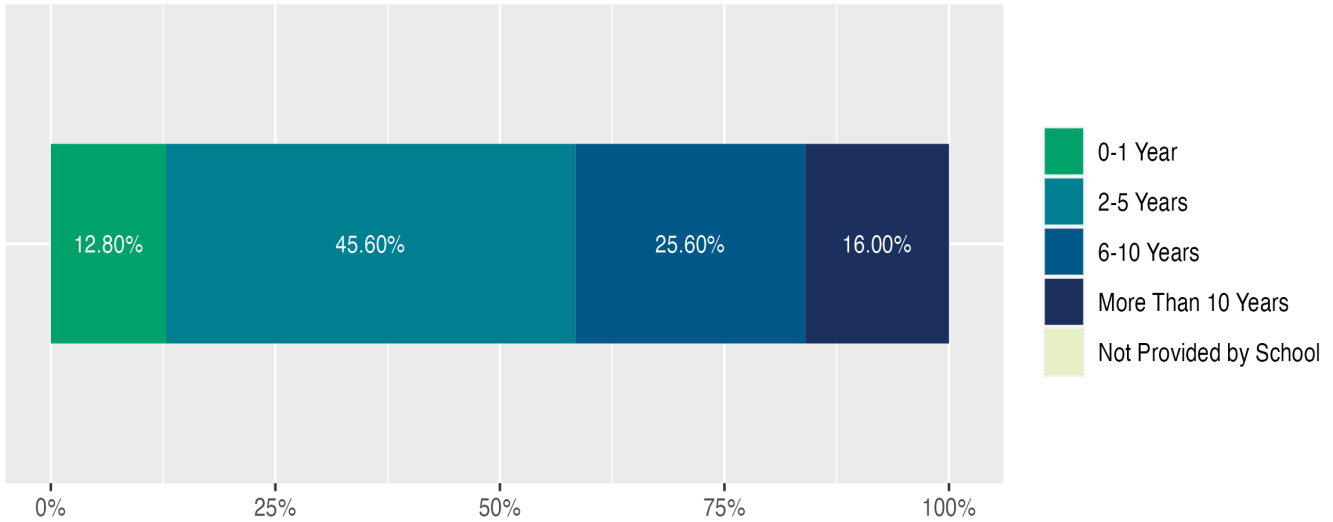
Enrollment by Race/Ethnicity



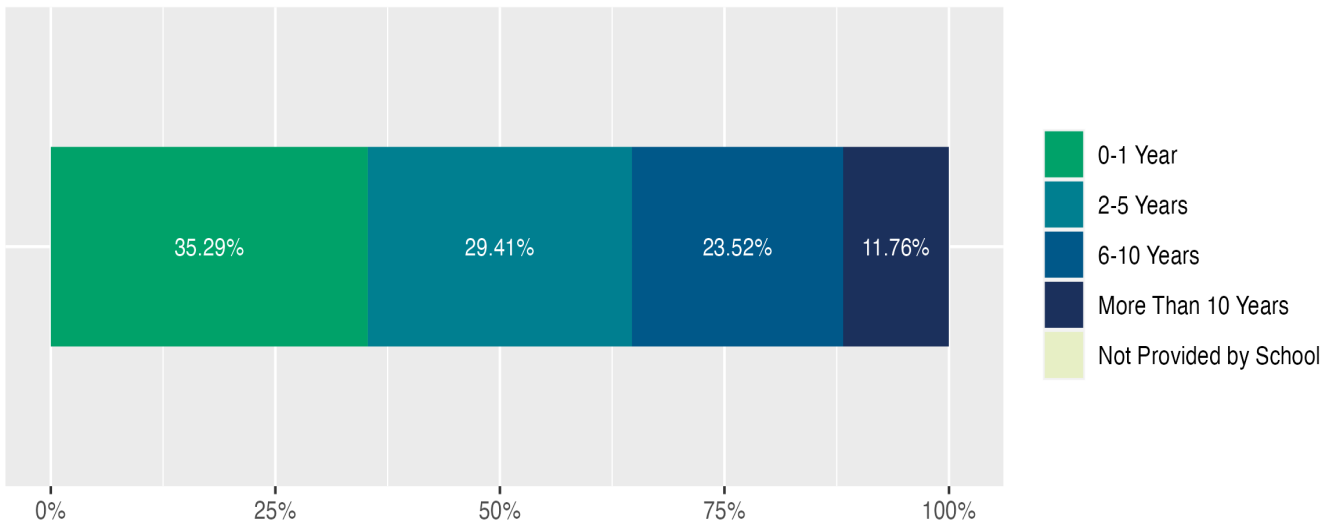
Teacher and School Leader Data

This page includes information about teacher experience levels in DC Public Schools and public charter schools. For DC Public Schools, it also includes information about credentialed and in-field teachers.

Teacher - Years of Experience



School Leader - Years of Experience

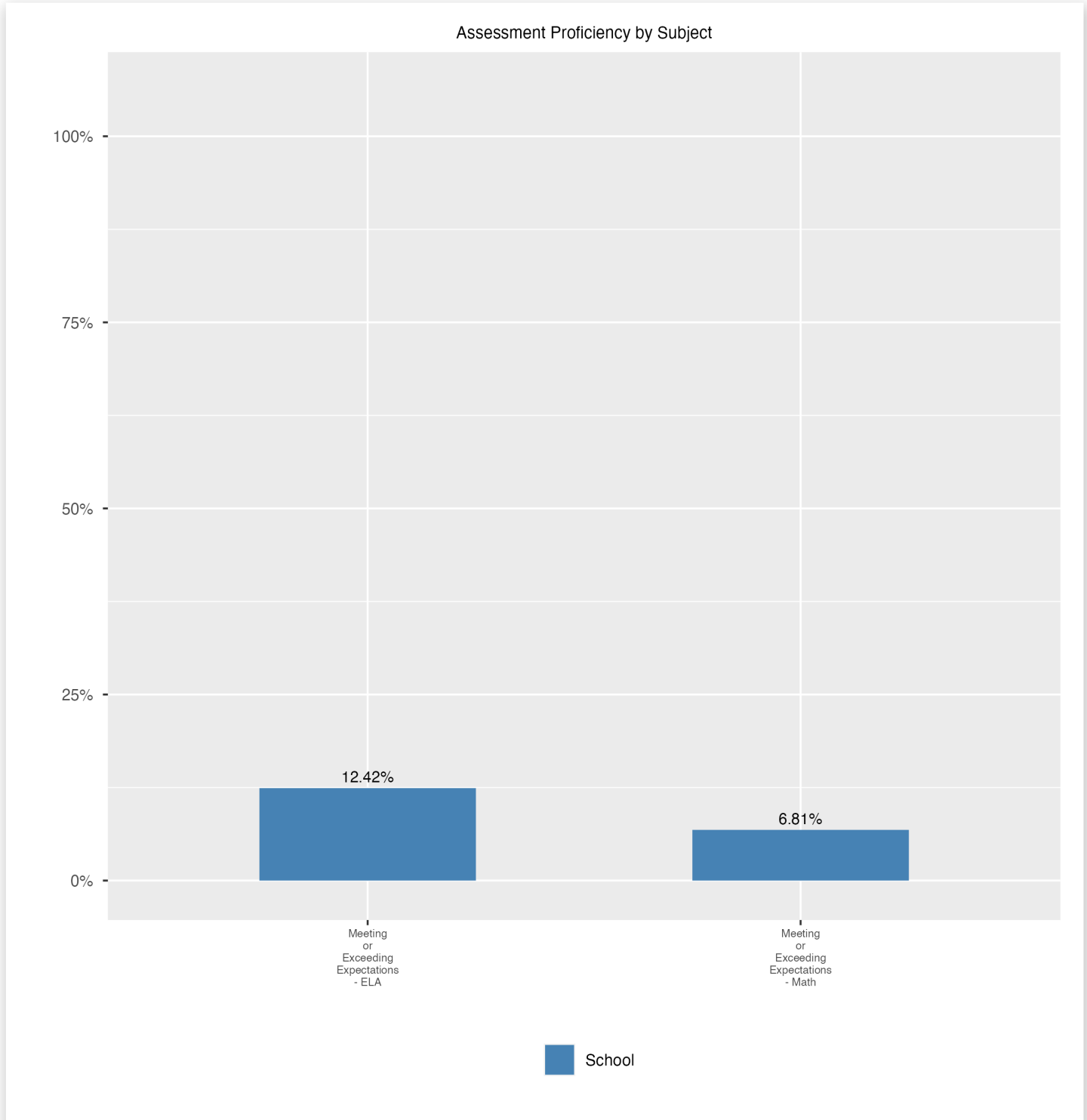


School Safety and Discipline

Information about discipline and school safety in DC, in accordance with the U.S. Department of Education's Civil Rights Data collection, including suspensions and expulsions for students, school related arrests, reported incidents of violence, bullying, and harassment are available in the OSSE Discipline report and data files (<https://osse.dc.gov/page/data-and-reports-0>).

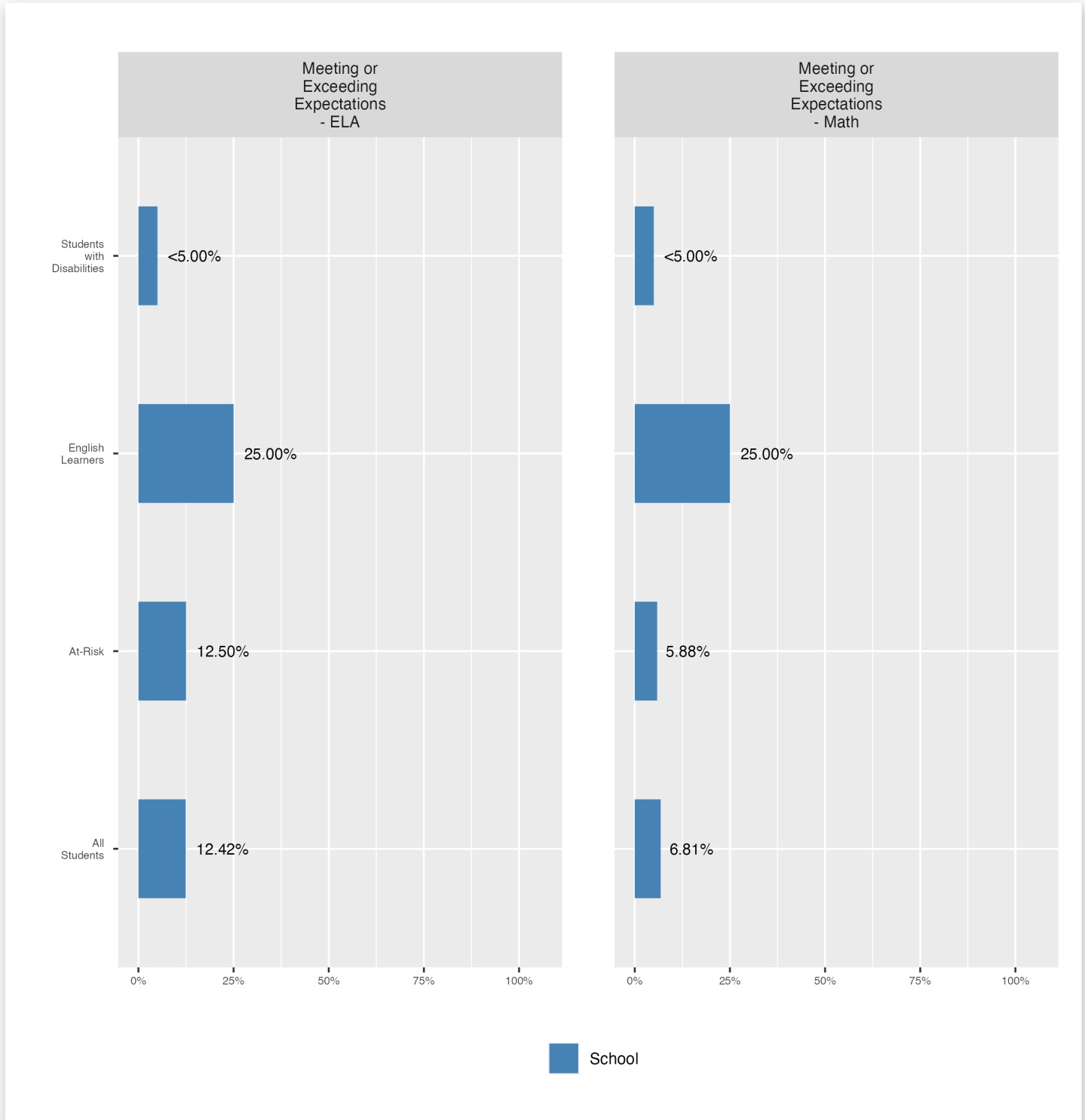
Assessment Proficiency by Subject

This page shows the percentage of students meeting or exceeding grade -or course- level expectations on statewide assessments in English language arts/literacy (ELA), mathematics, and science.



Assessment Proficiency by Group

This page shows the percentage of specific groups of students meeting or exceeding grade- or course-level expectations on statewide assessments.

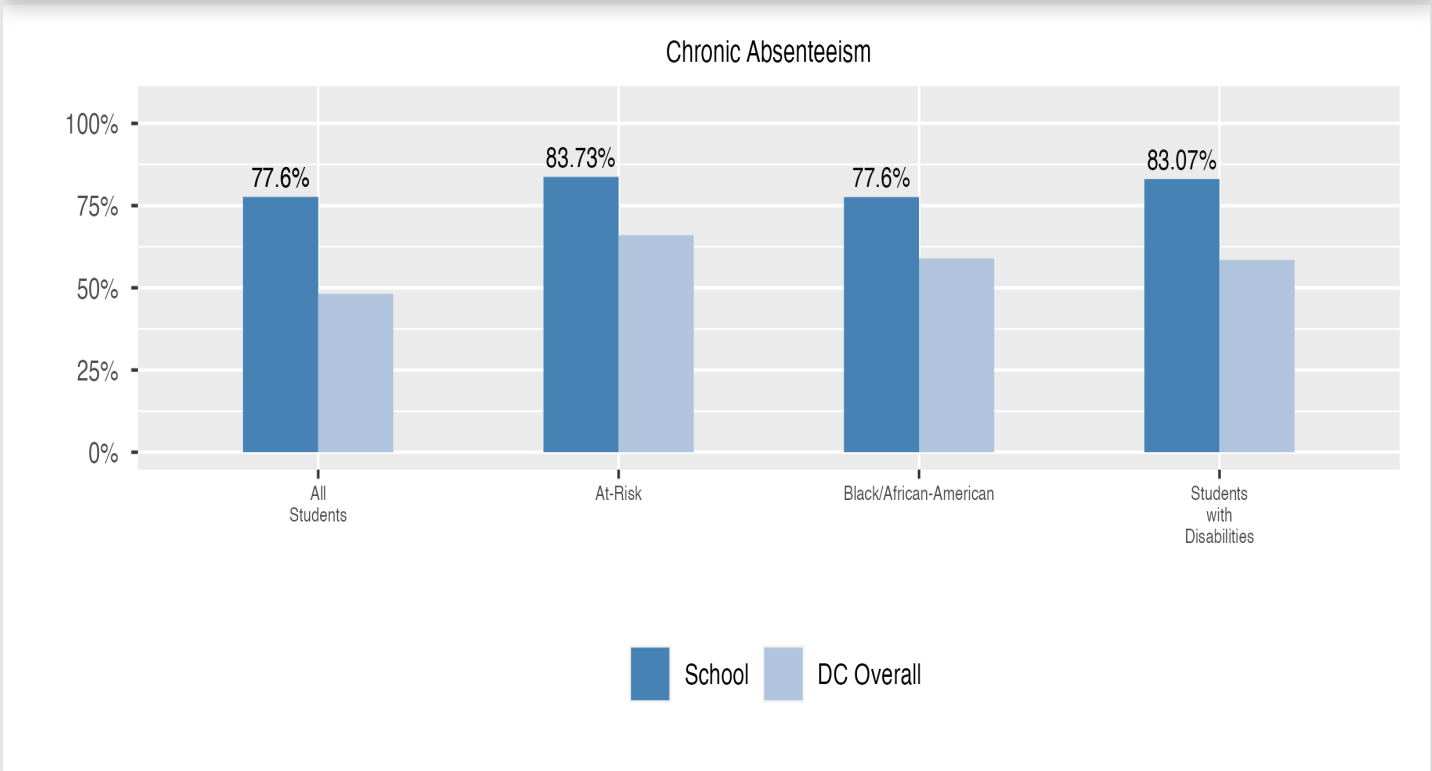
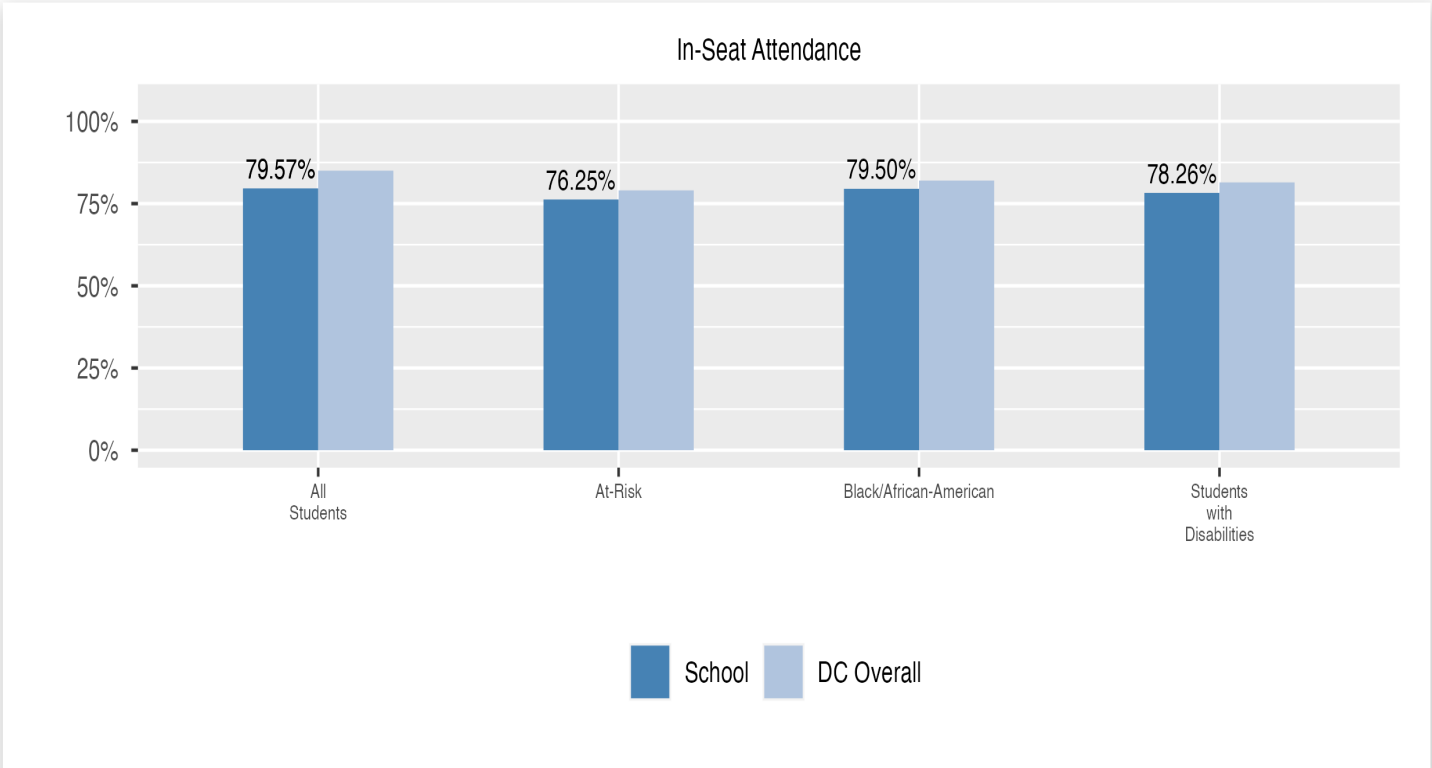


Proficiency by Subject

Statewide assessments in science are administered to students in grades 5 and 8, and students enrolled in high school biology. Missing data indicates that a school does not serve students required to take statewide science assessments.

Attendance

Review information on attendance below, including in-seat attendance for all students (there is a separate measure of attendance for pre-K students, since pre-K is not compulsory), and the percentage of students chronically absent, meaning that they miss at least 10% of the school days for which they are enrolled throughout the school year at the school.



Student Enrollment Changes

Explore information on how much the population at the school changes throughout the year or from year to year. It shows information about changes in enrollment, including whether students leave or enter the school mid-year, and whether eligible students choose to re-enroll in the school.

